

Sleep SMART

Sleep SMART KOEO Process Flow

Helgi G. Helgason, MS, RPSGT, RST
Project Manager, FusionHealth



Sleep



Recover



Perform

Overview

Process Flow

Tasks

T3

Run-In Night

Randomization

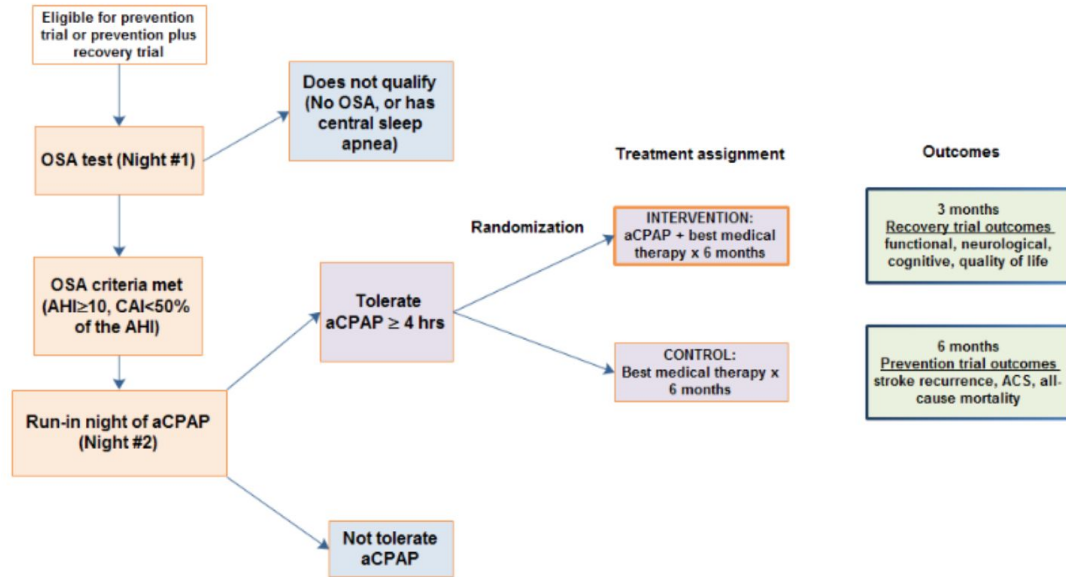
Care Management

Sleep SMART broad overview

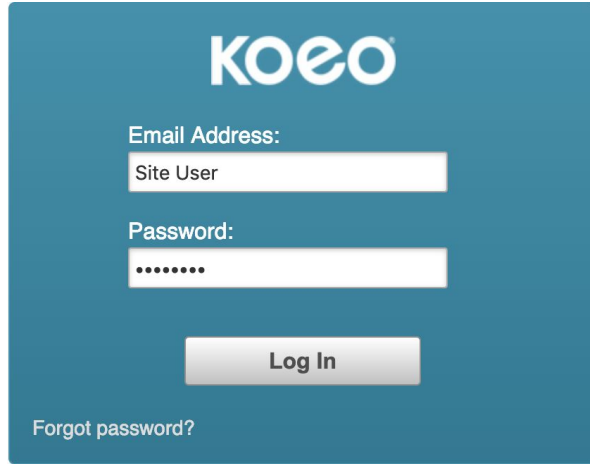
1. Day 1: Subject recruitment
2. Night 1: T3 test (deployed on site as HSAT plus ECG)
3. Day 2: Upload on site via KOEO; auto-score with data oversight
 - a. $AHI \geq 10/hr$ & $CAI < 50\%$ of the AHI (meets criteria)
 - b. Fitted for aCPAP mask
4. Night 2: aCPAP Run-In Night
 - a. Intolerant (excluded)
 - b. Tolerant (included) $> 4hrs$ & $CAI < 10/hr$, and subject agrees to continue
5. Treatment assignment:
 - a. Intervention group - aCPAP with Sleep SMART Care Management
 - b. Control group - standard of care for OSA
6. Care Management:
 - a. 6 months in study

Sleep SMART Flow

Sleep SMART flow



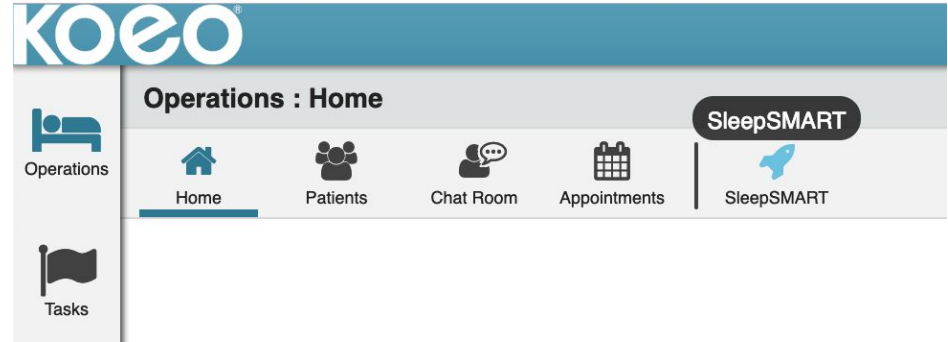
Login and Process Launch



The login screen features the Koeo logo at the top. Below it, there are two input fields: 'Email Address:' with a placeholder 'Site User' and 'Password:' with a masked password '.....'. A 'Log In' button is positioned below the password field. At the bottom left, there is a link for 'Forgot password?'.

Chrome Browser
Enter: app.koeo.com

Login with User E-mail and password



Create Subject

KoeoUser Site 1 (Site1) ▾

Operations

Tasks

Create New Patient

Save

Actions:

Patient Name

Title ▾

First

MI

Last

Suffix

Sleep SMART

(Subject ID)

Date of Birth

Month

Day

Year

Identification

MR

External MR

1

/

1

/

1900

(Subject ID)

Payer Relationship (required)

Subscriber ▾

Owner

Tenant (required)


Location (required)


SleepSMART ▾


Site1 (Site1) ▾

Sleep SMART
Subject ID
DOB: 1/1/1900
Identification



T3 Setup Task





User Site 2 (Site2) ▼



Operations



Tasks


Tasks





Views
 Default  Patient Contact

Assignment
   

Availability


 Refresh

Search:  [Advanced](#)

		Task Name	Patient...	Patient Name	Substatus	Best Time To Call	Created On	Tenant
		T3 Setup	MR043526	202, Sleep SMART			2019-02-19	SleepSMART

Mini USB cable connected from computer to T3 device

Task: T3 Setup

This task must be handled in the KOEO Interactive Tool (KIT).

Please follow these steps if you have NOT installed the KIT yet

- Download the KIT from the [download page](#).
- Install the KIT by running the installer
- Start the KIT to make sure it starts correctly
- Finally, connect the Nox T3 device to the computer USB port, then click on [T3 Setup](#).

Please follow these steps if you have installed the KIT already

- Run the KIT to make sure it starts correctly
- Connect the Nox T3 device to the computer USB port, then click on [T3 Setup](#).

KOEO Interactive Tool (KIT)

Open KOEO Interactive Tool?

☐ Always open these types of links in the associated app

Cancel

Open KOEO Interactive Tool

KOEO USA

Username *

User2@gmail.com

Password *

.....

Login

T3 Device

T3 Setup

T3 Upload

Available Setup Tasks





T3 Setup (Available since Tuesday, February 19, 2019 11:19 AM)

MR043526

T3 Setup - Timezone and Prepare

T3 Setup - dev.koeo.com

 Refresh  Prepare

Setup

Select Timezone
Eastern Standard Time

Device Time
20190219T112301

Patient

Prefix
EMPTY

First Name
Sleep SMART

Last Name
202

MR#
MR043526

Date Of Birth
1900-01-01

Gender
Unknown

After this task is complete the device is configured.


You insert a new AA battery into the T3 device.



Verify battery status of AAA batteries in oximeter.

Apply the device and sensors to the subject.



Start the T3 test.





Upload T3 Data Task



 User Site 2 (Site2) ▼





 Operations
 Tasks

Tasks

Views
 Default  Patient Contact

Assignment    **Availability** 

 **Refresh** Search:  [Advanced](#)


		Task Name	Patient...	Patient Name	Substatus	Best Time To Call	Created On	Tenant
		Upload T3 Data	MR043526	202, Sleep SMART			2019-02-19	SleepSMART

This task will also link to the KOEO Interactive Tool (KIT) as before
T3 device connected to mini USB cable and computer
Login to KIT
Select Upload T3 Data
Data will be analyzed at FusionHealth





7 days per week
10am and 2pm ET

Possible Outcomes from T3 Test

		Task Name	Patie...	Patient Name	Substatus	Best Time To Call	Created On	Tenant
		Redo Upload T3 Data	MR043526	202, Sleep SMART			2019-02-19	SleepSMART

		Task Name	Patient ...	Patient Name	Substatus	Best Time To Call	Created On	Tenant
		T3 Setup	MR043526	202, Sleep SMART			2019-02-19	SleepSMART

		Task Name	Patient ...	Patient Name	Substatus	Best Time To Call	Created On	Tenant
		Excluded - No Valid Data	MR043526	202, Sleep SMART			2019-02-19	SleepSMART

		Task Name	Patient ...	Patient Name	Substatus	Best Time To Call	Created On	Tenant
		Mask Questions	MR043526	202, Sleep SMART			2019-02-19	SleepSMART

Mask Questions - 1st task of Run-In Night

Task: Mask Questions

88% Complete

AirFit F20 Full Face Mask

Small	Medium	Large
-------	--------	-------

AirFit F20 Full Face Mask Fit

Best	Good	Poor
------	------	------

AirFit N20 Nasal Mask

Small	Medium	Large
-------	--------	-------

AirFit N20 Nasal Mask Fit

Best	Good	Poor
------	------	------

AirFit P10 Nasal Pillows

Small	Medium	Large
-------	--------	-------

AirFit P10 Nasal Pillows Fit

Best	Good	Poor
------	------	------

Submit ✓

APAP Night 1 Task

🕒	✓	Task Name	⌵	Patient MR	⌵	Patient Name	⌵	Substatus	⌵	Best Time To Call	⌵	Created On	⌵	Tenant	⌵
	🌐	APAP Night 1		MR043526		202, Sleep SMART						2019-02-19		SleepSMART	

🏠 | 📄 | 📶 | 🏠 | 👤 | 🔒 | 🔄 | 📧 | 🚩 Task: APAP Night 1

75% Complete

Retry Run-In Night?
Can only be performed if the Run-In Night is unsuccessful due to EXTERNAL CIRCUMSTANCES - defined as the PAP study had to be stopped if, for example, a nurse comes in and stops the study because the patient needs to be moved. The subject cannot fail PAP on Night one and then ask to give it another try.

Yes

No


Indicate subject's run-in night outcome
Subjects "pass" the run-in night if: (1) usage hours are ≥ 4.0, AND (2) the aCPAP derived CAI is <10. Subjects who pass the run-in night and agree to continue with Sleep SMART are eligible for randomization.

Eligible for randomization

Not eligible for randomization

Submit ✓

Repeating Run-In Night

 Task: APAP Night 1

75% Complete

Retry Run-In Night?

Can only be performed if the Run-In Night is unsuccessful due to EXTERNAL CIRCUMSTANCES - defined as the PAP study had to be stopped if, for example, a nurse comes in and stops the study because the patient needs to be moved. The subject cannot fail PAP on Night one and then ask to give it another try.

Yes

No

Submit ✓

Can only be performed if the Run-In Night is unsuccessful due to EXTERNAL CIRCUMSTANCES - defined as the PAP study had to be stopped if, for example, a nurse comes in and stops the study because the patient needs to be moved. The subject cannot fail PAP on Night one and then ask to give it another try.

Successful Run-In Night

75% Complete

Retry Run-In Night?

Can only be performed if the Run-In Night is unsuccessful due to EXTERNAL CIRCUMSTANCES - defined as the PAP study had to be stopped if, for example, a nurse comes in and stops the study because the patient needs to be moved. The subject cannot fail PAP on Night one and then ask to give it another try.

Yes	No
-----	----

Indicate subject's run-in night outcome

Subjects “pass” the run-in night if: (1) usage hours are ≥ 4.0 , AND (2) the aCPAP derived CAI is < 10 . Subjects who pass the run-in night and agree to continue with Sleep SMART are eligible for randomization.

Eligible for randomization	Not eligible for randomization
----------------------------	--------------------------------

Submit ✓

Definition of Success:
Usage ≥ 4 hours

CAI remain < 10 on aCPAP machine-generated data

No Interruptions or Run-In Night or Limitations due to Clinical Care

		Task Name	Patient ...	Patient Name	Substatus	Best Time To Call	Created On	Tenant
		Treatment Assignment	MR043526	202, Sleep SMART			2019-02-19	SleepSMART

Treatment Assignment Task

The screenshot shows a web application interface for a 'Task: Treatment Assignment'. On the left is a vertical sidebar with a 'Tasks' header and a flag icon. The top of the main content area features a toolbar with icons for back, list, RSS, chart, user, lock, share, and email. Below the toolbar, the instruction 'Indicate subject's treatment assignment' is displayed. This is followed by two side-by-side rectangular buttons: 'Intervention group (CPAP)' on the left and 'Control group (No CPAP)' on the right. In the bottom right corner of the main area is a 'Submit' button with a checkmark icon.

Tasks

Task: Treatment Assignment

Indicate subject's treatment assignment

Intervention group (CPAP)

Control group (No CPAP)

Submit ✓



This is based upon randomization from WebDCU.

If No CPAP - select Control Group (No CPAP) and click Submit. No more tasks and the process is complete.

If CPAP - select Intervention group (CPAP) and click Submit. Next Task will be Enter Patient Info.

Enter Patient Info Task

		Task Name	Patient ...	Patient Name	Substatus	Best Time To Call	Created On	Tenant
		Enter Patient Info	MR043526	202, Sleep SMART			2019-02-19	SleepSMART

 Task: Enter Patient Info Actions: 

Patient Name

Title First MI Last Suffix

Date of Birth

Month / Day / Year

Identification MR External MR

Payer Relationship (required)

Owner

Tenant Location

Exception Group

Address

Street Street 2

City State Zip Country

Very important for
successful Care
Management.

Data entry must be
valid information and
accurately entered.

Dispensing Questions Task

KOEO User Site 2 (Site2)

John Doe (IMR043528) Compliance: 0% None / None Date of Birth: 1945-01-01 Mobile: 555-555-5555 Gender: M SleepSMART / Site2 Home: Special Instructions: Subject has left-sided paralysis and is being transferred to rehab facility.

Task: Dispensing Questions

90% Complete

APAP Device Serial Number

Device Number

S10 Device Number

Enter first mask details:

Type
AirFit F20 Full Face Mask
AirFit N20 Nasal Mask
AirFit P10 Nasal Pillows

Size

- ☐ Small
- ☐ Medium
- ☐ Large

The last task in the Process.

Successful hand-off to the Sleep SMART Care Team.

Data Entry must be exact.

Two (2) best masks to be dispensed - may be the same mask.

No more tasks in KOEO for the sites.

Support

KOEO Support Phone Number

404-480-5149 extension 4006

KOEO Support E-mail

sleepsmarttechsupport@noxhealth.com

Helgi Gunnar Helgason, MS, RPSGT, RST

Questions?